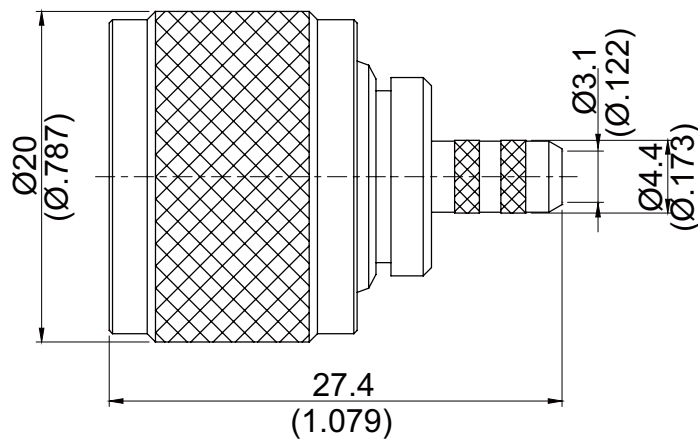


N3100B-0142

N Plug Crimp

50Ω



Parts	Material	Plating (Micro-inch)
Ferrule	Copper	Tin-Zinc-Copper-Alloy 100 Over Copper 50
Gasket	Silicon	
Contact Pin	Brass	Gold 4 Over Nickel Phosphorous Alloy 80 Over Copper 20
Insulator	Teflon	
Body	Brass	Tin-Zinc-Copper-Alloy 100 Over Copper 50
Coupling Nut	Brass	Tin-Zinc-Copper-Alloy 100 Over Copper 50

Weight:

Suitable Cables:RG55,RG142,RG142-LSFH,RG400,RG400-LSFH

This part number complies with RoHS.

CABLE ASSEMBLY INSTRUCTION

N3100B-0142	DATE	2018/02/13	REV	A
-------------	------	------------	-----	---

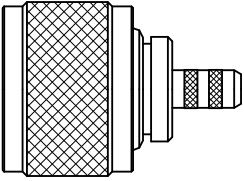
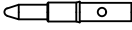


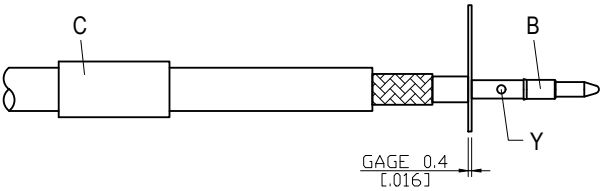
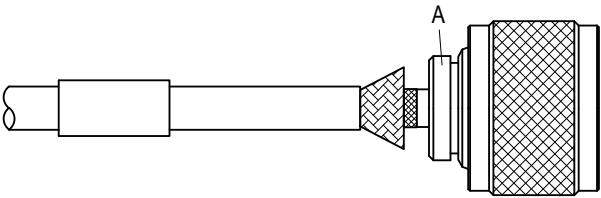
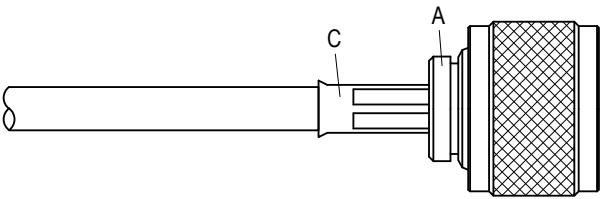
A	B	C
		
BODY	CONTACT PIN	FERRULE

DIAGRAM	ASSEMBLY INSTRUCTION
---------	----------------------

	<p>Step 1: STRIP AS SHOWN.</p>
--	--------------------------------

	<p>Step 2: SLIDE FERRULE " C " OVER CABLE. Step 3: PUT 0.4 MM GAGE IN PLACE, INSERT CABLE'S CENTER CONDUCTOR INTO CENTER PIN " B " AND SOLDER OR CRIMP IN " Y ". (USE SQUARE 1.6mm/0.063inch SECTION OF INSERT-B IF CRIMPED)</p>
---	--

	<p>Step 4: LOOSEN BRAIDING AND SLIDE CONNECTOR " A " IN PLACE.</p>
---	--

	<p>Step 5: SLIDE FERRULE " C " TOWARDS THE CONNECTOR " A " AND CRIMP. (USE 5.5mm/0.217inch HEX SECTION OF INSERT-B)</p>
---	--

This part number complies with RoHS.